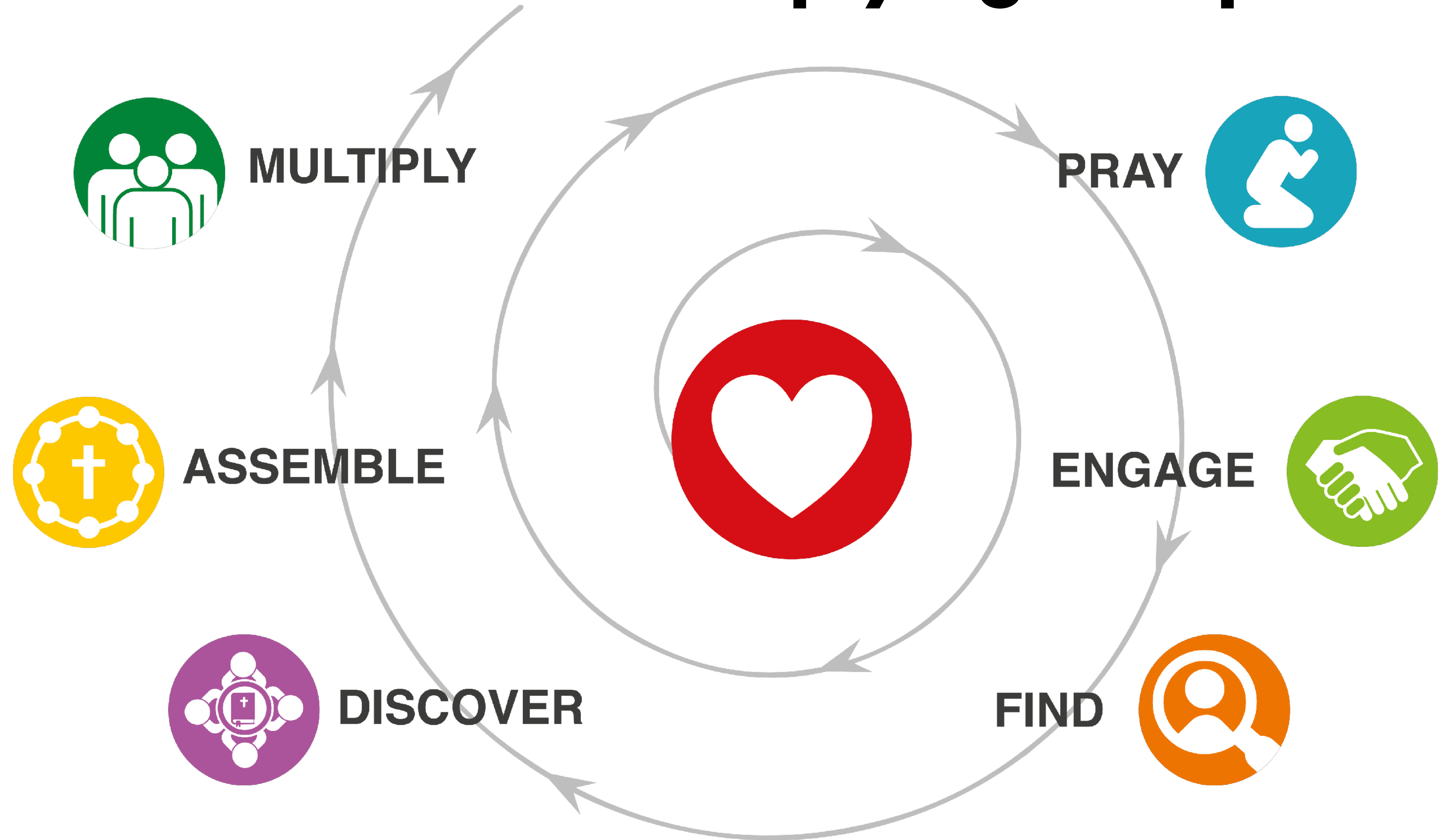


# Discovery Groups

Empowering Every Follower of Jesus  
to Use God's Word to Multiply Disciples

# The Habits of Multiplying Disciples





# DISCOVER

2 Dimensions: *Method & the Underlying Approach*

# The 2 Dimensions of Discovery Groups

## **The Method/Format**

- The centrality of Scripture
- The questions
- The focus on obedience & sharing

## **The Approach**

- Moving the Good News onto their turf
- Reaching networks of families and friends
- Shared facilitation
- Relational involvement

# **What is the purpose of the Bible Study in a typical Small Group?**



# **What did Jesus say? (Matthew 28:19-20)**

**Go and make disciples of all nations...  
teaching them to:**

- Believe everything I taught you.**
- Obey everything I have commanded you.**
- Be inspired by everything I instructed you.**

# What did Jesus say? (Matthew 28:19-20)

Go and make disciples of all nations...  
teaching them to:

~~Believe everything I taught you.~~

**Obey everything I have commanded you.**

~~Be inspired by everything I instructed you.~~

# Traditional Bible Study

## Observation

What does it say?

## Interpretation

What does it mean?

## Application

What should I do?

# Discovery Group

## **Observation**

What does it say?

## **Interpretation**

What does it mean?

## **Application**

What should I do?

# A Discovery Group Format

Everyone does it similarly, but no one does it the same!

# A Discovery Group Format

1. What is one thing that you are thankful for?
2. What is a challenge or problem you are facing today?
3. Do you know someone we could serve this week?
4. How did you do living out and sharing what you learned last week?

## **Read, Reread, Retell**

5. What stands out to you? What can we learn from this story (or passage)?
6. What do you think God is inviting you to do?
7. With whom will you share what you learned this week?


# A Discovery Group May...

- Meet more than once a week
- Spend multiple sessions on one passage
- Be short or long
- Not have any Bibles present in the group

# Discovery Group Variations

- Interspersing readings and the questions
- Start by telling not reading
- Playing with the story
- Doing group “I will” statements
- Different ways of retelling

# Retelling the Story



# Retelling the Story





6/21/22

# Retelling the Story



# Retelling the Story



# Sharing Alternatives

- Who do you know who might benefit or be encouraged by what you learned today?
- With whom will you share your story or God's story?
- Who do you know who could benefit from a group like this?

# Discovery Group Tips

- Stick with one passage. Why?
- Not a place to display our knowledge. Why?
- Pass off the facilitation almost immediately. Why?
- You want to meet on their turf. Why?
- Anyone can ask, “Where did you see that in this passage?” Why?

# Teaching to Obey

## **Observation**

What does it say?

## **Interpretation**

What does it mean?

## **Application**

What should I do?

**Scripture Reliant, Simple, Multipliable**

# Q & A

# Respond

- What is one helpful thing you learned?
- What is one way you can apply it?